

ADA Signage Guidelines

The ADA defines "signage" as displayed verbal, symbolic, tactile and pictorial information. (Note: "tactile" describes an object that can be perceived using the sense of touch.)

Signs need to be:

1. Non-discriminatory
2. Raised letters, Braille and pictograms
3. Compliance started January 26, 1992

Type Styles

- Must be upper case and sans serif or simple serif in style.
- May be upper case and lower case and sans serif or simple serif
- Must have a width to height ratio of between 3:5 and 1:1
- Must have a stroke width-to-height ratio of between 1:5 and 1:10

Tactile and Braille Characters

- Characters must be raised a minimum of 1/32"
- Characters must be accompanied by Grade 2 Braille

Character Height

- Tactile characters must be between 5/8" and 2" in height
- Non-tactile characters must be a minimum of 3"
- Non-tactile characters must be sized based on viewing distance

Pictograms (symbols)

- Must be on a minimum of a 6" high field, or background.
- Must be supplemented by descriptive copy below the pictogram.
- No other graphic can invade the pictogram field.

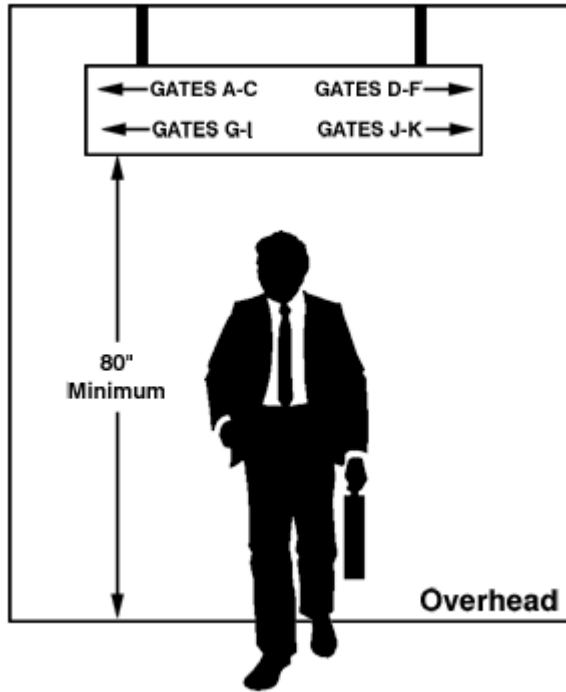
Finish and Contrast


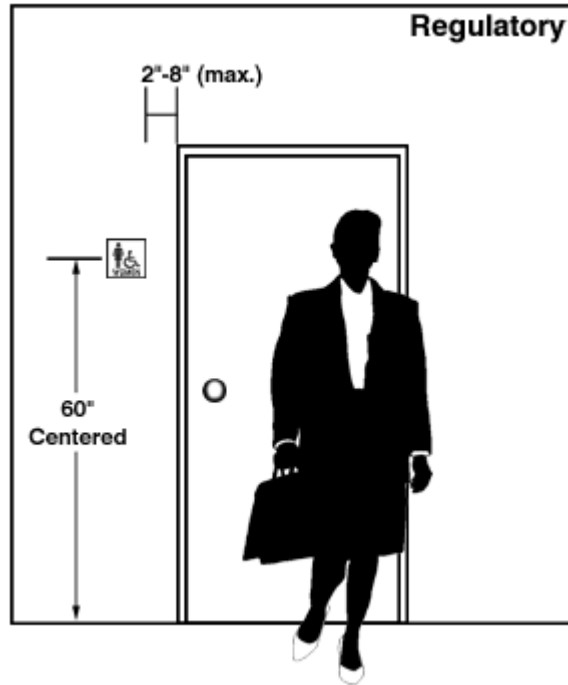
- Characters and background must be matte (non-glare)
- Characters and background must have acceptable contrast.

Mounting Conditions

- Mount 60" from floor to centerline of sign on latch side of door.
- Minimum of 80" from floor to bottom of sign.

The following pictures represent ADA Installation Guidelines





New Construction, Alterations and Existing Facilities

In permanent rooms or spaces, when signs are used for identifications, letters and numerals shall be:

- raised 1/32 inch
- upper case

- sans serif or simple serif type
- 5/8 inch minimum to 2 inches high maximum
- grade 2 Braille

Although pictograms do not have to be raised, they shall be:

- contained within a 6 inch minimum vertical field
- accompanied by equivalent verbiage placed immediately below the pictogram field, if the pictogram identifies a permanent room or space

Finish of characters and background shall be:

- non-gloss (11 to 19 degrees on 60 degree glossimeter)
- described as "eggshell, matte or other non-glare finish"

Contrast of characters and symbols with background shall be:

- light characters on dark background, or
- dark characters on light background

Mounting location shall be:

- installed on the wall adjacent to the latch side of the door
- placed on the nearest adjacent wall where there is no wall space to the latch side of the door (including double leaf doors)

Mounting height shall be:

- 60 inches above the finish floor to the centerline of the sign so that a person may approach within 4 inches of signage without encountering protruding objects or standing within the swing of a door

The law also prescribes new construction requirements for all directional and informational signs, or those signs which provide direction to or information about functional spaces of the building. Lower case characters are permitted, but letters and numerals shall have:

- a width-to-height ratio between 3:5 and 1:1
- a stroke-width-to-height ratio between 1:5 and 1:10
- a character height sized according to the viewing distance from which they are read (using the upper case X for minimum height)
- 3 inch minimum height for suspended or projected overhead signs

Finish of characters and background shall be:

- non-gloss finish (11 to 19 degrees glossimeter)

- described as "eggshell, matte or other non-glare finish"

Contrast of characters and symbols with background shall be:

- light characters on dark background, or
- dark characters on light background

(Information provided by: *ADA Signage Solutions, A Guide to Understanding the Law and Developing a Plan for Compliance*, by Fred T. Knowles)